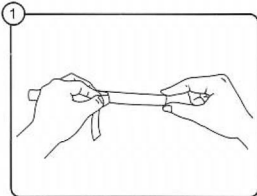
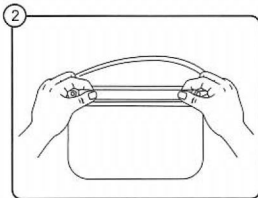


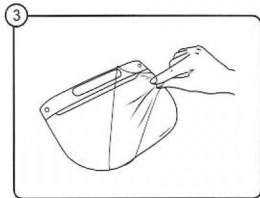
# FACE SHIELD FITTING INSTRUCTION



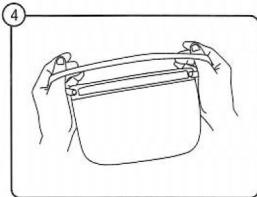
Carefully tear off one side of the double-sided tape and stick it on the blue back of the face shield



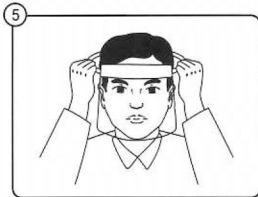
Tear off the other side of the double-sided tape and stick the sponge strip firmly on the face shield



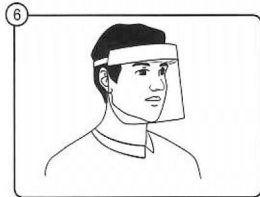
Carefully tear off the face shield protective film



Stretch the elastic band with both hands



Spread the elastic band with both hands and carefully put it on the head to make the sponge fully fit the forehead



Adjust the position of the face shield to ensure a clear line of sight